




# FH Series

## Flush Mount - Low Headroom Unit Cooler



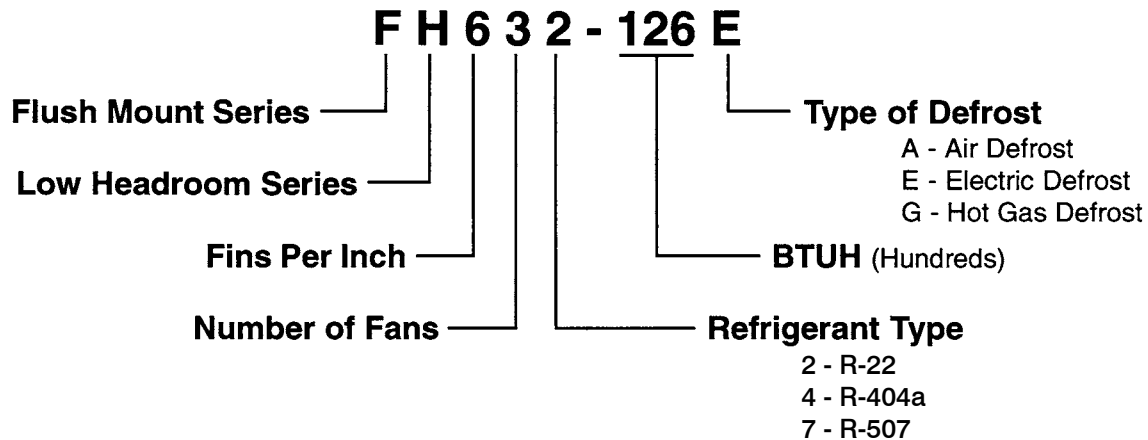
### **Air Defrost**

- 28 Selections
- 6,300 to 42,600 BTUH
- 4, 5, 6, and 8 FPI Coils

### **Electric Defrost**

- 21 Selections
- 6,174 to 33,917 BTUH
- 4, 5, and 6 FPI Coils

# NOMENCLATURE



## STANDARD CONSTRUCTION

**Cabinet:** Heavy gauge, rustproof smooth finish aluminum housing. All hardware is corrosion resistant. Full die-formed venturis minimizes noise with maximum air throw. Fan guards are heavy gauge wire basket type coated for corrosion resistance. Units mount flush to the ceiling for ease of wash down, no difficult areas above the unit to clean.

**Coil:** Copper tube, aluminum plate full collared die-formed fins and tube sheets. Tubes are mechanically expanded for maximum heat transfer. Coils are leak tested at 175 PSIG under water. Flare connection type distributors are supplied with removable nozzles. Each nozzle is sized for the specified refrigerant and temperature range. All coils require external equalized expansion valve. Expansion valve is located within the cabinet. On electric defrost models, the expansion valve compartment is heated during the defrost cycle.

**Motors:** Permanently lubricated, suitable for low temperature applications. All motors are thermally protected, 1550 RPM.

**Fans:** Heavy duty aluminum blades, statically and dynamically balanced for smooth operation. Selected for quiet operation with maximum air throw.

**Refrigerants:** All coils are designed for use with refrigerants R-22, R-507, and R-404a. Specify which refrigerant when ordering.

**Electrical:** Factory prewired to a junction box located on front of unit. Consult specifications for electrical requirements. See appropriate diagram for internal wiring schematic.

**Defrost:** Standard unit is suitable for air defrost applications (above 32° F room). Electric defrost models (below 32° F room ) are available. Removable, low watt density resistance heaters are prewired with termination and fan delay controls.

**Drain Pan:** Drain pans are hinged for ease of access and cleaning.

## APPLICATIONS

- Walk-in Coolers / Freezers
- Beverage Boxes / Produce Storage
- Air Defrost
  - 28 Selections
  - 6,678 to 37,985 BTUH
  - 4, 5, 6, and 8 FPI Coils
- Electric Defrost
  - 21 Selections
  - 6,174 to 33,919 BTUH
  - 4, 5, and 6 FPI Coils

## FEATURES

- Permanently lubricated motors, low noise level fans for high, medium, and low temperature refrigeration applications
- 4, 5, 6, and 8 FPI spacing for accurate matching of loads
- Easy access to controls, motors, and wiring.
- Ceiling flush mount design.
- Hinged drain pans.

## OPTIONS

- High Efficiency PSC Motors
- Electric Defrost
- Hot Gas Defrost
- Insulated Drain Pans
- Heated Drain Pans

# SPECIFICATION DATA

Model <sup>1</sup>		Capacity (BTUH) at 10° TD <sup>2</sup>						Fans		Fan Motor Amperage <sup>3</sup>		Electric Defrost		
		Saturated Suction Temperature (° F)										Watts	Amps @ 230 v	Phase
		-10°	0°	10°	20°	25°	30°	CFM	Qty/Size	115 V	230 V			
4 FPI Coils	FH 420-63	6,174	6,300	6,426	6,615	6,678	6,741	1,250	2 / 10"	2.2	1.1	2,000	8.7	1
	FH 420-79	7,742	7,900	8,058	8,295	8,374	8,453	1,230	2 / 10"	2.2	1.1	2,000	8.7	1
	FH 430-95	9,310	9,500	9,690	9,975	10,070	10,165	1,875	3 / 10"	3.3	1.65	3,000	13	1
	FH 430-122	11,956	12,200	12,444	12,810	12,932	13,054	1,845	3 / 10"	3.3	1.65	3,000	13	1
	FH 440-160	15,680	16,000	16,320	16,800	16,960	17,120	2,460	4 / 10"	4.4	2.2	4,000	17.4	1
	FH 450-202	19,796	20,200	20,604	21,210	21,412	21,614	3,075	5 / 10"	5.5	2.75	5,000	12.6	3
	FH 460-240	23,520	24,000	24,480	25,200	25,440	25,680	3,690	6 / 10"	6.6	3.3	6,000	15	3
5 FPI Coils	FH 520-74	7,252	7,400	7,548	7,770	7,844	7,918	1,220	2 / 10"	2.2	1.1	2,000	8.7	1
	FH 520-96	9,408	9,600	9,792	10,080	10,176	10,272	1,210	2 / 10"	2.2	1.1	2,000	8.7	1
	FH 530-114	11,172	11,400	11,628	11,970	12,084	12,199	1,830	3 / 10"	3.3	1.65	3,000	13	1
	FH 530-146	14,308	14,600	14,892	15,330	15,476	15,622	1,815	3 / 10"	3.3	1.65	3,000	13	1
	FH 540-192	18,816	19,200	19,584	20,160	20,352	20,544	2,420	4 / 10"	4.4	2.2	4,000	17.4	1
	FH 550-240	23,520	24,000	24,480	25,200	25,440	25,680	3,025	5 / 10"	5.5	2.75	5,000	12.6	3
	FH 560-288	28,224	28,800	29,376	30,240	30,528	30,816	3,630	6 / 10"	6.6	3.3	6,000	15	3
6 FPI Coils	FH 620-83	8,134	8,300	8,466	8,715	8,798	8,881	1,210	2 / 10"	2.2	1.1	2,000	8.7	1
	FH 620-106	10,388	10,600	10,812	11,130	11,236	11,342	1,200	2 / 10"	2.2	1.1	2,000	8.7	1
	FH 630-126	12,348	12,600	12,852	13,230	13,356	13,482	1,815	3 / 10"	3.3	1.65	3,000	13	1
	FH 630-161	15,778	16,100	16,422	16,905	17,066	17,227	1,800	3 / 10"	3.3	1.65	3,000	13	1
	FH 640-213	20,874	21,300	21,726	22,365	22,578	22,791	2,400	4 / 10"	4.4	2.2	4,000	17.4	1
	FH 650-267	26,166	26,700	27,234	28,035	28,302	28,569	3,000	5 / 10"	5.5	2.75	5,000	12.6	3
	FH 660-317	31,066	31,700	32,334	33,285	33,602	33,919	3,600	6 / 10"	6.6	3.3	6,000	15	3
8 FPI Coils **	FH 820-92	9,016	9,200	9,384	9,660	9,752	9,844	1,200	2 / 10"	2.2	1.1	8 FPI coils are not recommended for applications below +35° F room temperature.		
	FH 820-118	11,564	11,800	12,036	12,390	12,508	12,626	1,170	2 / 10"	2.2	1.1			
	FH 830-140	13,720	14,000	14,280	14,700	14,840	14,980	1,800	3 / 10"	3.3	1.65			
	FH 830-180	17,640	18,000	18,360	18,900	19,080	19,260	1,755	3 / 10"	3.3	1.65			
	FH 840-238	23,324	23,800	24,276	24,990	25,228	25,466	2,340	4 / 10"	4.4	2.2			
	FH 850-300	29,400	30,000	30,600	31,500	31,800	32,100	2,925	5 / 10"	5.5	2.75			
	FH 860-355	34,790	35,500	36,210	37,275	37,630	37,985	3,510	6 / 10"	6.6	3.3			

<sup>1</sup> - All models require external equalized thermostatic expansion valve

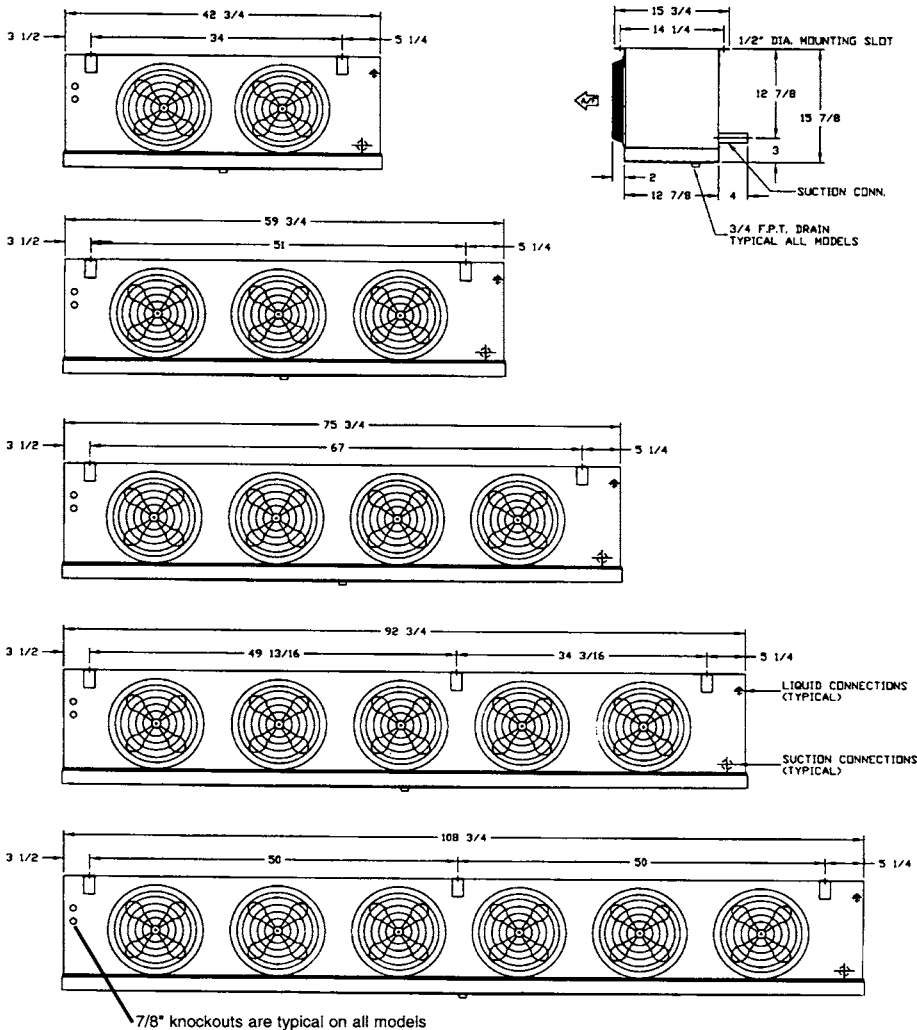
<sup>2</sup> - To determine capacities at other TDs, divide capacities shown by 10 and then multiply by the desired TD.

<sup>3</sup> - All models utilize 16 watt fan motor(s)

## When Ordering Please Specify:

- Complete Model Number
- Room Temperature
- Unit Voltage
- Design TD (entering air to refrigerant)
- Refrigerant Type (R-22, R-404a)
- Saturated Suction Temperature
- Defrost Type

# PHYSICAL DATA



**NOTE:** Install unit not less than 15" from wall

Continual engineering and research for product improvement may result in design and specification changes. Consult the factory for certified equipment drawings.

Model	Connections *		Approx. Shipping Weight
	Liquid	Suction	
FH420-63	1/2" FN	7/8" ODS	58 lbs
FH420-79	1/2" FN	7/8" ODS	64 lbs
FH430-95	1/2" FN	7/8" ODS	80 lbs
FH430-122	1/2" FN	1 1/8" ODS	90 lbs
FH440-160	1/2" FN	1 1/8" ODS	120 lbs
FH450-202	1/2" FN	1 1/8" ODS	200 lbs
FH460-240	1/2" FN	1 1/8" ODS	230 lbs
<b>Separator</b>			
FH520-74	1/2" FN	7/8" ODS	61 lbs
FH520-96	1/2" FN	7/8" ODS	68 lbs
FH530-114	1/2" FN	7/8" ODS	83 lbs
FH530-146	1/2" FN	1 1/8" ODS	95 lbs
FH540-192	1/2" FN	1 1/8" ODS	124 lbs
FH550-240	1/2" FN	1 3/8" ODS	208 lbs
FH560-288	1/2" FN	1 3/8" ODS	238 lbs
<b>Separator</b>			
FH620-83	1/2" FN	7/8" ODS	63 lbs
FH620-106	1/2" FN	7/8" ODS	71 lbs
FH630-126	1/2" FN	7/8" ODS	87 lbs
FH630-161	1/2" FN	1 1/8" ODS	99 lbs
FH640-213	1/2" FN	1 1/8" ODS	128 lbs
FH650-267	1/2" FN	1 3/8" ODS	213 lbs
FH660-317	1/2" FN	1 3/8" ODS	242 lbs
<b>Separator</b>			
FH820-92	1/2" FN	7/8" ODS	66 lbs
FH820-118	1/2" FN	7/8" ODS	73 lbs
FH830-140	1/2" FN	1 1/8" ODS	92 lbs
FH830-180	1/2" FN	1 1/8" ODS	105 lbs
FH840-238	1/2" FN	1 1/8" ODS	134 lbs
FH850-300	1/2" FN	1 3/8" ODS	219 lbs
FH860-355	1/2" FN	1 3/8" ODS	246 lbs

\* - For hot gas connection size and location, consult factory.

